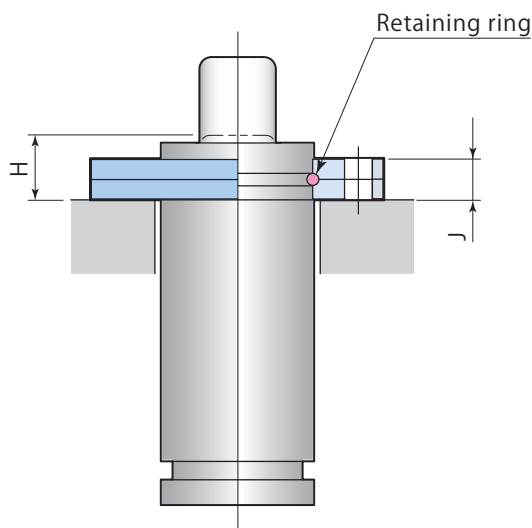
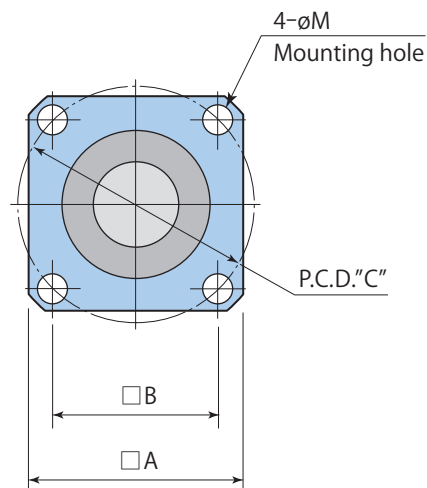


Note: Fc flanges are designed with sufficient strength to accommodate the loading.  
 (The flange should support the load by its full mounting face, and should be mounted by 4 screws.)

Gas spring model	Flange model	B mm	C mm	D mm	H mm	J mm	M mm	Mass kg
<b>DNA0250</b>	DJF038-FC	40	56.5	68	17	9	6.8	0.17
<b>DNA0500</b>	DJF045-FC	50	70.7	86	23	13	9	0.40
<b>DNA0750</b>	DJF050-FC	56.5	80	95	24	13	9	0.50
<b>DNA1500</b>	DJF075-FC	73.5	104	122	29	16	11	0.88
<b>DNA3000</b>	DJF095-FC	92	130	150	33	18	14	1.44
<b>DNA5000</b>	DJF120-FC	109.5	155	175	36	21	14	2.03
<b>DNA7500</b>	※ DJF150-FC	138	195	220	41	27	18	4.13

※ made to order

Flange mounting screws are not furnished.

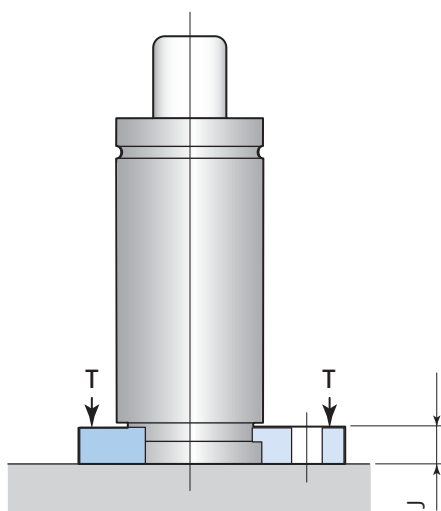
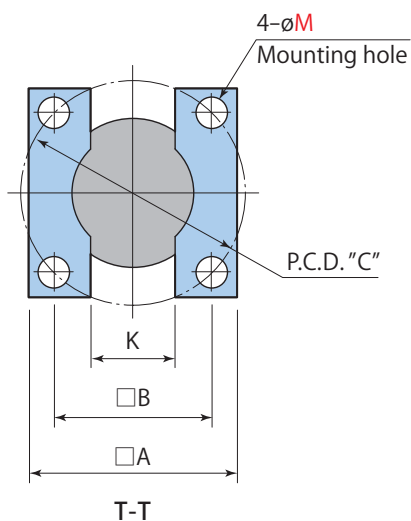


Note: Fs flanges are designed with sufficient strength to accommodate the loading.  
 (The flange should support the load by its full mounting face, and should be mounted by 4 screws.)

Gas spring model	Flange model	A mm	B mm	C mm	H mm	J mm	M mm	Mass kg
<b>DNA0250</b>	DJF038-FS	52	40	56.5	17	9	6.8	0.12
<b>DNA0500</b>	DJF045-FS	64	50	70.7	23	13	9	0.25
<b>DNA0750</b>	DJF050-FS	70	56.5	80	24	13	9	0.30
<b>DNA1500</b>	DJF075-FS	90	73.5	104	29	16	11	0.44
<b>DNA3000</b>	DJF095-FS	110	92	130	33	18	14	0.65
<b>DNA5000</b>	DJF120-FS	130	109.5	155	36	21	14	0.85
<b>DNA7500</b>	※DJF150-FS	162	138	195	41	27	18	1.60

※ made to order

Flange mounting screws are not furnished.

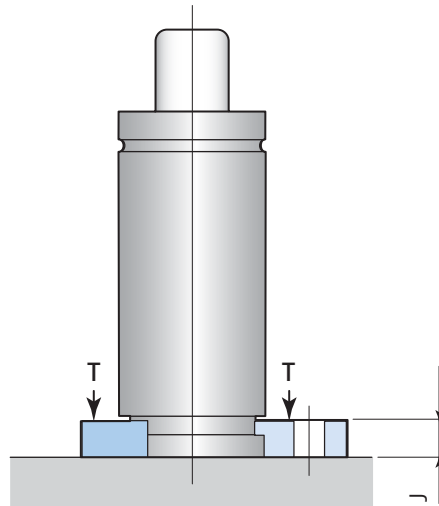
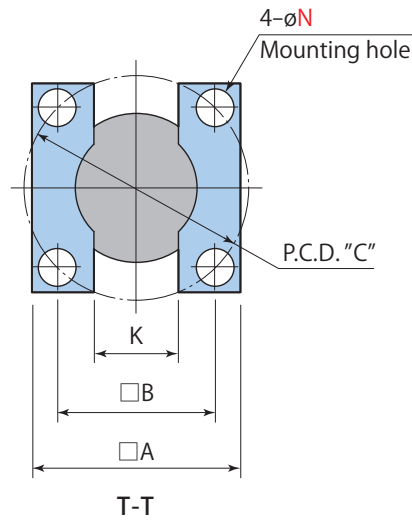


Note: The cylinder should be backed up fully at the bottom face.

Gas spring model	Flange model	A mm	B mm	C mm	J mm	K mm	M mm	Mass kg
<b>DNA0250</b>	DJF038-SC	55	40	56.5	6	17	6.8	0.07
<b>DNA0500</b>	DJF045-SC	70	50	70.7	6	20	9	0.12
<b>DNA0750</b>	DJF050-SC	75	56.5	80	12	31	9	0.22
<b>DNA1500</b>	DJF075-SC	100	73.5	104	12	36	11	0.39
<b>DNA3000</b>	DJF095-SC	120	92	130	12	32	14	0.54
<b>DNA5000</b>	DJF120-SC	140	109.5	155	12	40	14	0.64
<b>DNA7500</b>	※ DJF150-SC	190	138	195	12	40	18	1.52

※ made to order

Flange mounting screws are not furnished.

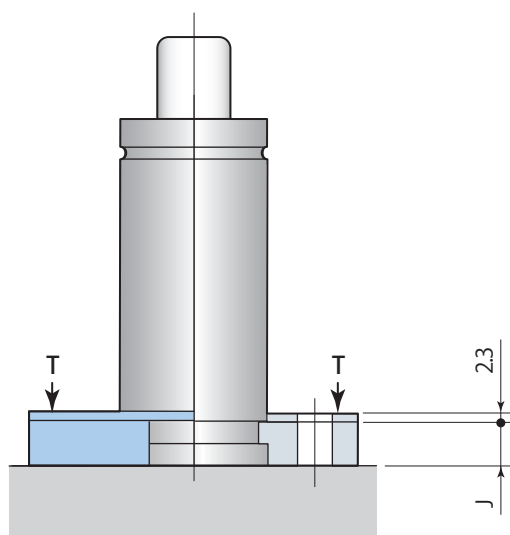
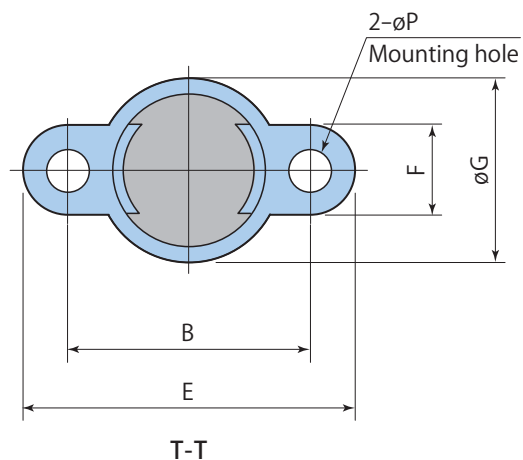


Note: The cylinder should be backed up fully at the bottom face.

Gas spring model	Flange model	A mm	B mm	C mm	J mm	K mm	N mm	Mass kg
DNA0750	DJF050-SF	75	56.5	80	12	31	14	0.22
DNA1500	DJF075-SF	100	73.5	104	12	36	14	0.39
DNA3000	DJF095-SF	120	92	130	12	32	18	0.54
DNA5000	DJF120-SF	140	109.5	155	12	40	18	0.64
DNA7500	※ DJF150-SF	190	138	195	12	40	18	1.52

※ made to order

Flange mounting screws are not furnished.

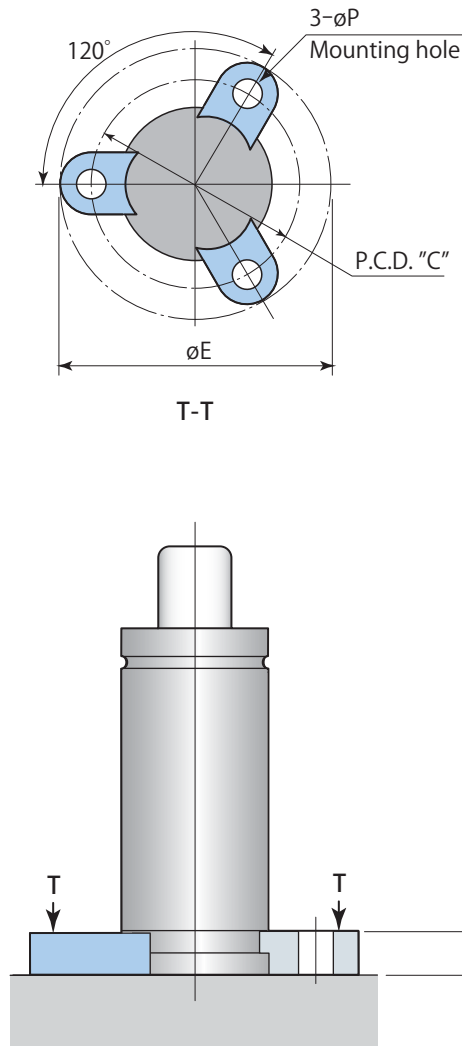


Note1: KA flange cannot be used for hose-linked gas spring.  
 Note2: The cylinder should be backed up fully at the bottom face.

Gas spring model	Flange model	B mm	E mm	F mm	G mm	J mm	P mm	Mass kg
<b>DNA0250</b>	DJF038-KA	56.5	76.5	20	48	7	6.8	0.06
<b>DNA0500</b>	DJF045-KA	70.7	95.8	25	56	7	9	0.09
<b>DNA0750</b>	DJF050-KA	80	110	30	61	14.2	14	0.20
<b>DNA1500</b>	DJF075-KA	104	134	30	86	14.2	14	0.20
<b>DNA3000</b>	DJF095-KA	130	170	40	106	14.2	18	0.34
<b>DNA5000</b>	DJF120-KA	155	205	50	131	14.2	18	0.49
<b>DNA7500</b>	※ DJF150-KA	195	245	50	170	14.2	22	0.56

※ made to order

Flange mounting screws are not furnished.

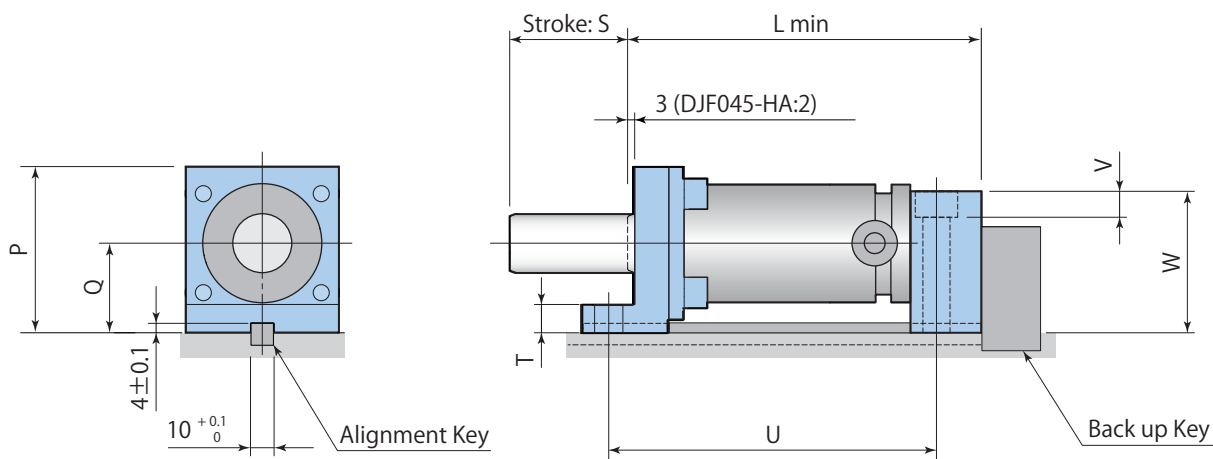
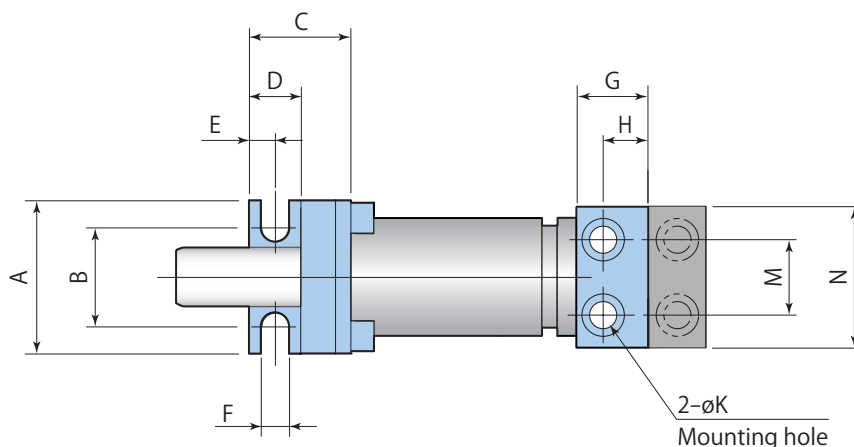


Note: The cylinder should be backed up fully at the bottom face.

Gas spring model	Flange model	C mm	E mm	J mm	P mm	Mass kg
<b>DNA1500</b>	DJF075-KB	104	134	14.2	14	0.24
<b>DNA3000</b>	DJF095-KB	130	170	14.2	18	0.41
<b>DNA5000</b>	DJF120-KB	155	205	14.2	18	0.60
<b>DNA7500</b>	※ DJF150-KB	195	245	14.2	22	0.64

※ made to order

Flange mounting screws are not furnished.



Note1: Use a key groove of the flange when installation to avoid the side-load to the gas spring.  
 Note2: Install a back up key at the back of flange to prevent the flange mounting screws from damage.

Gas spring model	Flange model	L min. mm	U mm	A mm	B mm	C mm	D mm	E mm	F mm	G mm	H mm	K mm	M mm	N mm	P mm	Q mm	T mm	V mm	W mm	Mass kg
DNA0500	DJF045-HA	110+S	105+S	60	37	43	22	11	12	25	14	11	32	55	66	36	11	11	60	1.00
DNA0750	DJF050-HA	125+S	114+S	65	42	43	22	11	12	30	19	11	32	60	70.5	38	12	11	60	1.25
DNA1500	DJF075-HA	145+S	135+S	90	57	54	28	14	15	35	21	14	38	90	102	57	18	13	90	3.20
DNA3000	DJF095-HA	160+S	145+S	110	76	58	28	14	15	40	26	14	63.5	110	121.5	66.5	18	13	110	5.30
DNA5000	DJF120-HA	190+S	167+S	140	95	63	30	14	18	50	36	18	88.9	130	149	79	18	17	130	8.90

Flange mounting screws are not furnished.