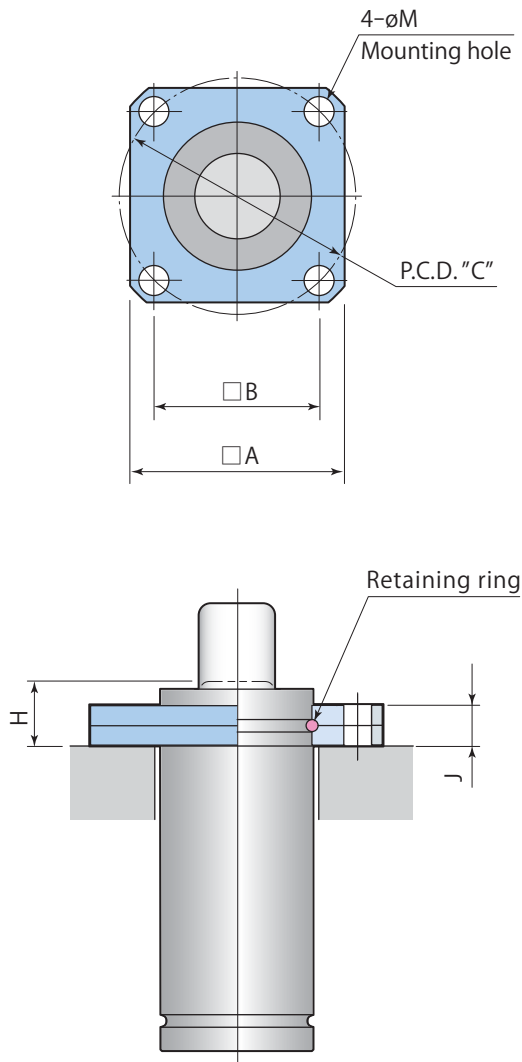


Note: Fc flanges are designed with sufficient strength to accommodate the loading.
 (The flange should support the load by its full mounting face, and should be mounted by 4 screws.)

Gas spring model	Flange model	B mm	C mm	D mm	H mm	J mm	M mm	Mass kg
DNB0750	DJF050-FC	56.5	80	95	24	13	9	0.50
DNB1500	DJF075-FC	73.5	104	122	29	16	11	0.88
DNB3000	DJF095-FC	92	130	150	33	18	14	1.44
DNB5000	DJF120-FC	109.5	155	175	36	21	14	2.03
DNB7500	※ DJF150-FC	138	195	220	41	27	18	4.13

※made to order

Flange mounting screws are not furnished.

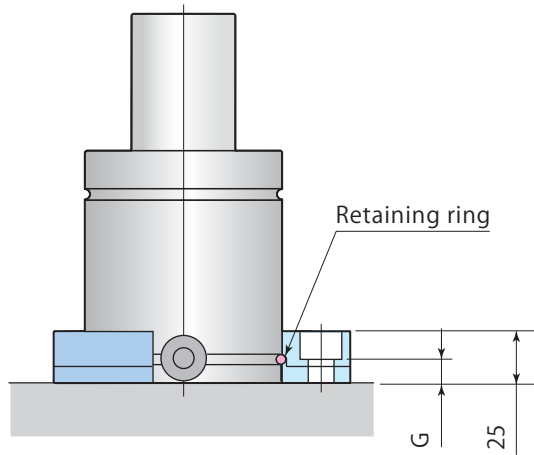
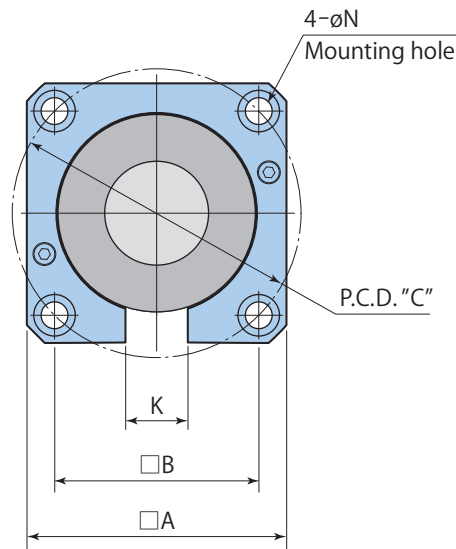


Note: Fs flanges are designed with sufficient strength to accommodate the loading.
(The flange should support the load by its full mounting face, and should be mounted by 4 screws.)

Gas spring model	Flange model	A mm	B mm	C mm	H mm	J mm	M mm	Mass kg
DNB0750	DJF050-FS	70	56.5	80	24	13	9	0.30
DNB1500	DJF075-FS	90	73.5	104	29	16	11	0.44
DNB3000	DJF095-FS	110	92	130	33	18	14	0.65
DNB5000	DJF120-FS	130	109.5	155	36	21	14	0.85
DNB7500	※ DJF150-FS	162	138	195	41	27	18	1.60

※made to order

Flange mounting screws are not furnished.

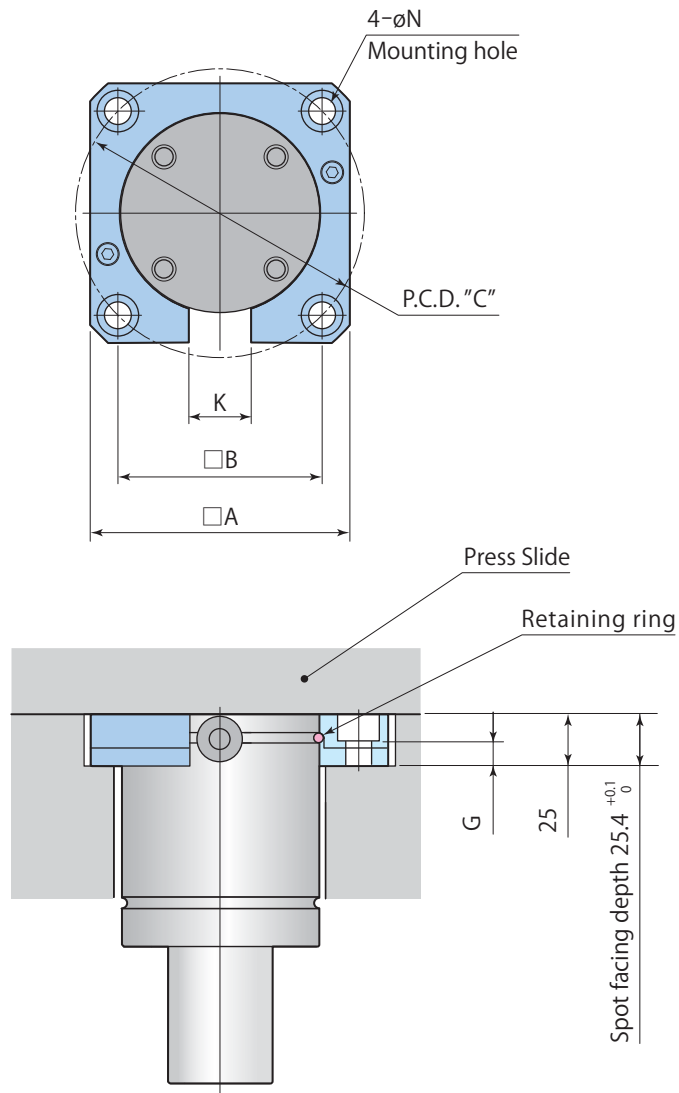


Note: The cylinder should be backed up fully at the bottom face.

Gas spring model	Flange model	A mm	B mm	C mm	G mm	K mm	N mm	Mass kg
DNB0750	DJF050-BU	75	53.9	76.2	14.5	30	11	0.50
DNB1500	DJF075-BU	100	76.2	107.8	12.5	30	14	0.81
DNB3000	DJF095-BU	125	98.3	139	12.5	30	14	1.40
DNB5000	DJF120-BU	140	114.3	161.6	12.5	30	14	1.40
DNB7500	※ DJF150-BU	175	139.7	197.6	8.5	30	18	2.10

※ made to order

Flange mounting screws are not furnished.

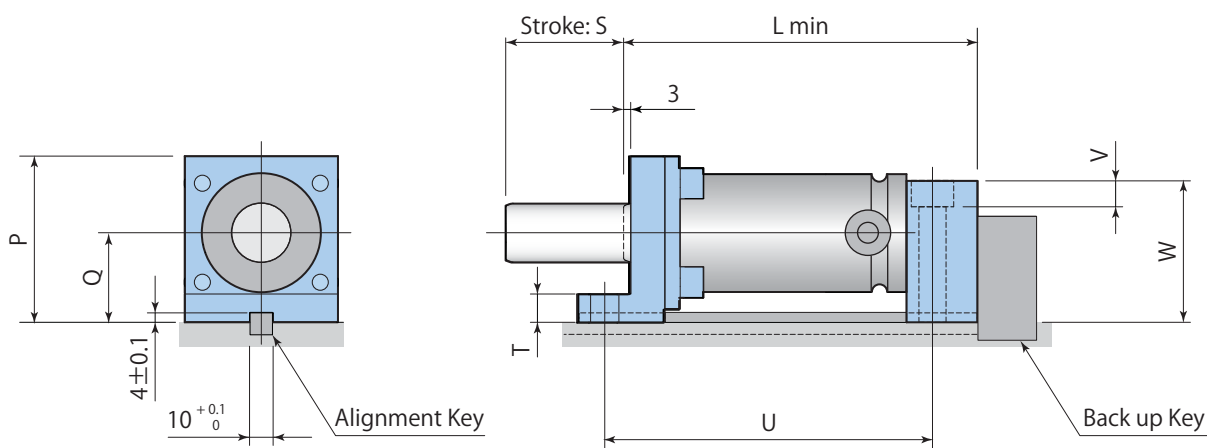
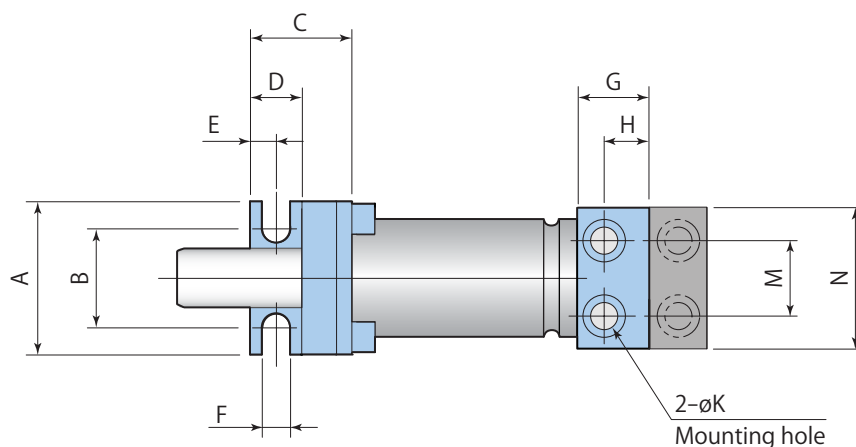


Note: The cylinder should be backed up fully at the bottom face.

Gas spring model	Flange model	A mm	B mm	C mm	G mm	K mm	N mm	Mass kg
DNB0750	DJF050-BL	75	53.9	76.2	14.5	30	11	0.50
DNB1500	DJF075-BL	100	76.2	107.8	12.5	30	14	0.81
DNB3000	DJF095-BL	125	98.3	139	12.5	30	14	1.40
DNB5000	DJF120-BL	140	114.3	161.6	12.5	30	14	1.40
DNB7500	※ DJF150-BL	175	139.7	197.6	8.5	30	18	2.10

※ made to order

Flange mounting screws are not furnished.



Note1: Use a key groove of flange when installation to avoid the side-load to the gas spring.
 Note2: Install a back up key at the back of flange to prevent the flange mounting screw from damage.

Gas spring model	Flange model	L min. mm	U mm	A mm	B mm	C mm	D mm	E mm	F mm	G mm	H mm	K mm	M mm	N mm	P mm	Q mm	T mm	V mm	W mm	Mass kg
DNB0750	DJF050-HB	125.0+S	114.0+S	65	42	43	22	11	12	30	19	11	32	60	70.5	38	12	11	64	1.30
DNB1500	DJF075-HB	136.6+S	126.6+S	90	57	54	28	14	15	35	21	14	38	90	102	57	18	13	95	3.30
DNB3000	DJF095-HB	141.6+S	126.6+S	110	76	58	28	14	15	40	26	14	63.5	110	121.5	66.5	18	13	120	5.50
DNB5000	DJF120-HB	151.6+S	128.6+S	140	95	63	30	14	18	50	36	18	88.9	130	149	79	18	17	135	9.00

Flange mounting screws are not furnished.