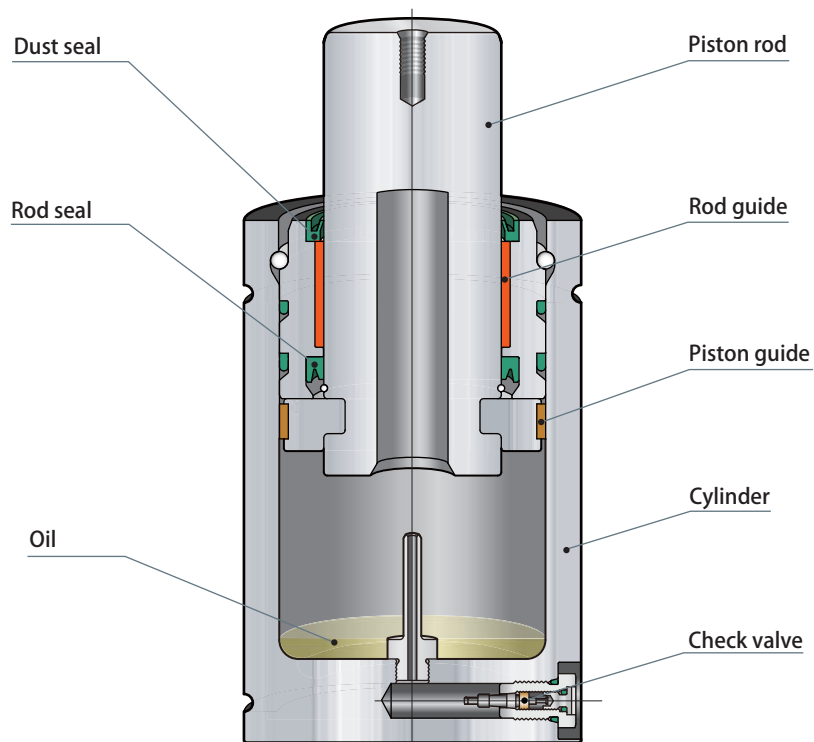
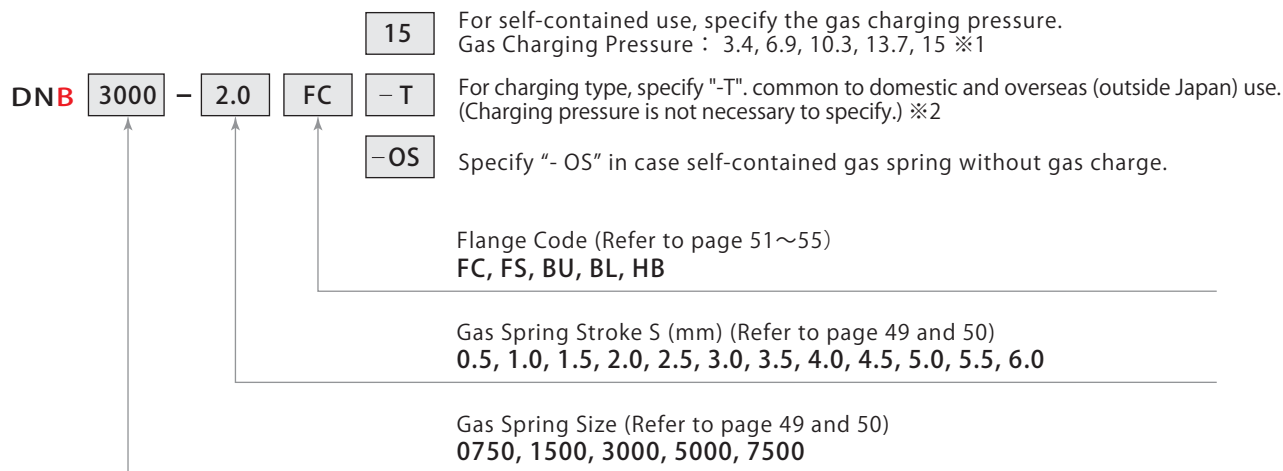


model **DNB**



Gas spring and Mounting flange

Example : **DNB3000-2.0FC-T**



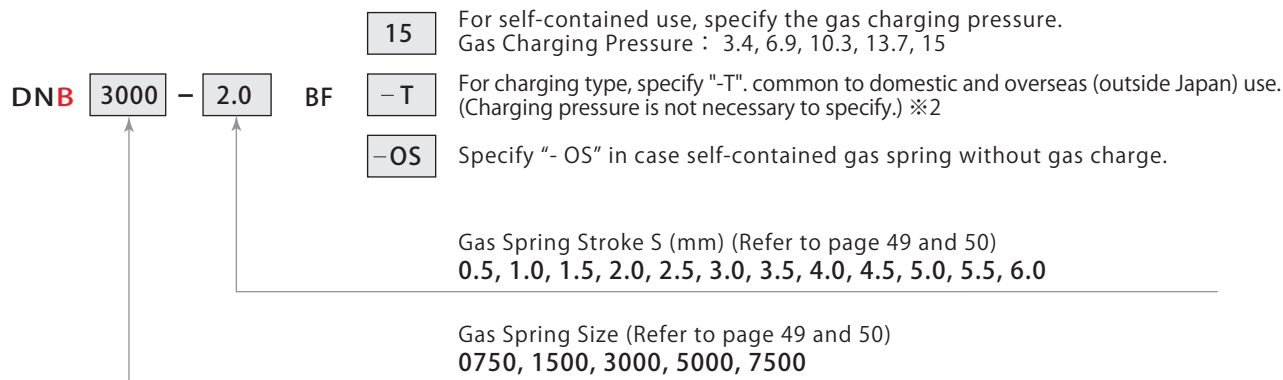
※1: Choose one of the recommended gas pressure levels shown above. For the charging pressure other than above, specify the pressure to one digit after the decimal point. The gas charging range is 3.4 MPa to 15 MPa at 20°C.

※2: Check valve is not mounted at shipment.

DNB
Model Definition

Gas spring

Example : **DNB3000-2.0BF15**

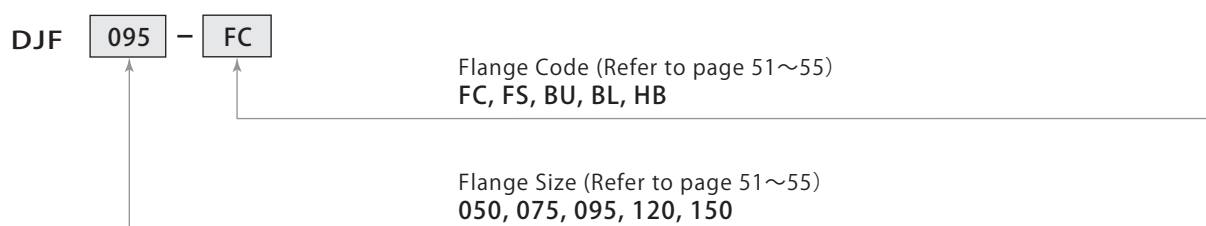


※1: Choose one of the recommended gas pressure levels shown above. For the charging pressure other than above, specify the pressure to one digit after the decimal point. The gas charging range is 3.4 MPa to 15 MPa at 20°C.

※2: Check valve is not mounted at shipment.

Mounting flange

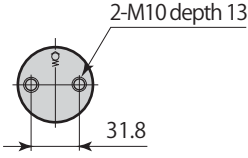
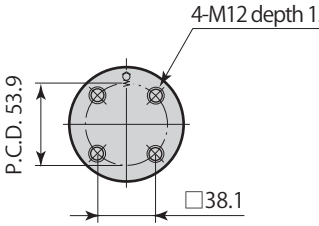
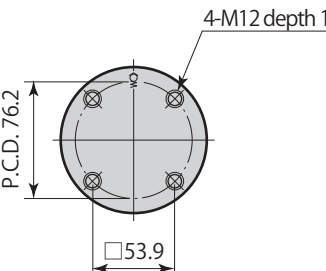
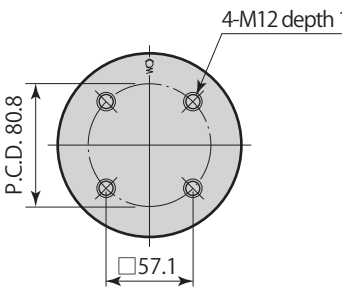
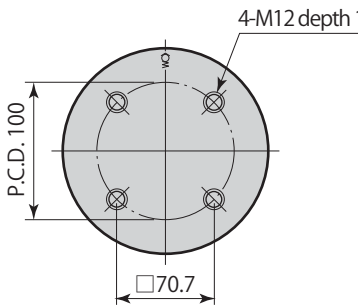
Example : **DJF095-FC**



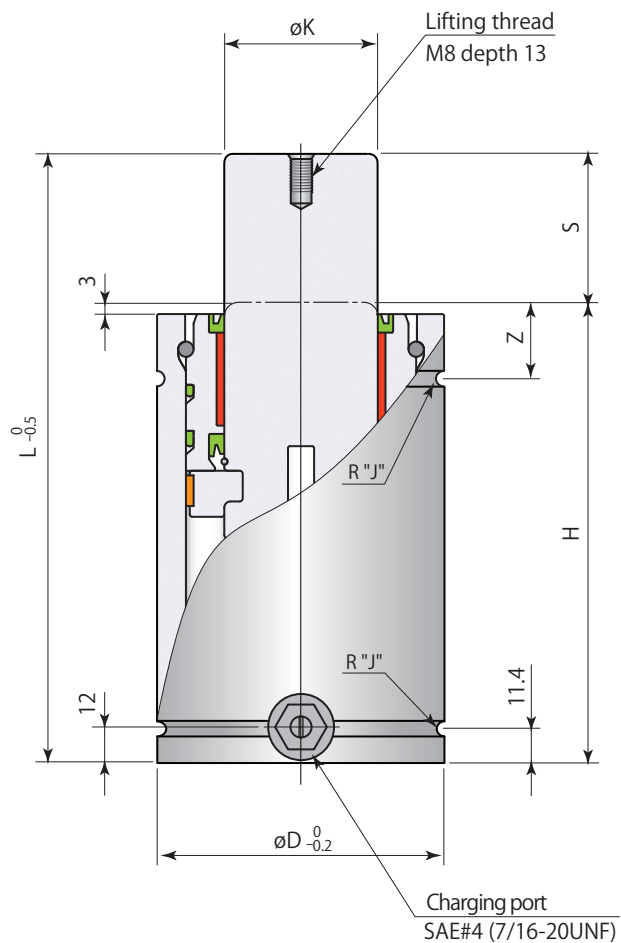
Model	Stroke S mm	Initial force kN	Full stroke load kN	Compression ratio	Mass kg	L mm	H mm	
DNB0750-	0.5	12.7	7.36	9.74	1.32	1.3	120.4	107.7
	1.0	25.4	7.36	10.5	1.43	1.4	145.8	120.4
	1.5	38.1	7.36	10.8	1.47	1.5	171.2	133.1
	2.0	50.8	7.36	11.0	1.49	1.6	196.6	145.8
	2.5	63.5	7.36	11.1	1.51	1.8	222.0	158.5
	3.0	76.2	7.36	11.1	1.51	1.9	247.4	171.2
	3.5	88.9	7.36	11.3	1.54	2.0	272.8	183.9
	4.0	101.6	7.36	11.3	1.54	2.1	298.2	196.6
	4.5	114.3	7.36	11.3	1.54	2.2	323.6	209.3
	5.0	127.0	7.36	11.4	1.55	2.3	349.0	222.0
	5.5	139.7	7.36	11.4	1.55	2.4	374.4	234.7
6.0	152.4	7.36	11.4	1.55	2.5	399.8	247.4	
DNB1500-	0.5	12.7	15.3	21.1	1.38	2.8	127.0	114.3
	1.0	25.4	15.3	22.2	1.45	3.0	152.4	127.0
	1.5	38.1	15.3	22.5	1.47	3.3	177.8	139.7
	2.0	50.8	15.3	22.7	1.49	3.5	203.2	152.4
	2.5	63.5	15.3	22.8	1.49	3.8	228.6	165.1
	3.0	76.2	15.3	22.8	1.49	4.0	254.0	177.8
	3.5	88.9	15.3	22.9	1.50	4.3	279.4	190.5
	4.0	101.6	15.3	22.9	1.50	4.5	304.8	203.2
	4.5	114.3	15.3	23.0	1.51	4.8	330.2	215.9
	5.0	127.0	15.3	23.0	1.51	5.0	355.6	228.6
	5.5	139.7	15.3	23.0	1.51	5.3	381.0	241.3
6.0	152.4	15.3	23.0	1.51	5.5	406.4	254.0	
DNB3000-	0.5	12.7	29.5	40.5	1.38	5.3	127.0	114.3
	1.0	25.4	29.5	44.0	1.49	5.7	152.4	127.0
	1.5	38.1	29.5	45.7	1.55	6.1	177.8	139.7
	2.0	50.8	29.5	46.8	1.59	6.6	203.2	152.4
	2.5	63.5	29.5	47.5	1.61	7.0	228.6	165.1
	3.0	76.2	29.5	48.0	1.63	7.4	254.0	177.8
	3.5	88.9	29.5	48.3	1.64	7.9	279.4	190.5
	4.0	101.6	29.5	48.6	1.65	8.3	304.8	203.2
	4.5	114.3	29.5	48.8	1.66	8.8	330.2	215.9
	5.0	127.0	29.5	49.0	1.66	9.2	355.6	228.6
	5.5	139.7	29.5	49.2	1.67	9.6	381.0	241.3
6.0	152.4	29.5	49.3	1.67	10.1	406.4	254.0	
DNB5000-	0.5	12.7	49.8	70.0	1.41	8.3	127.0	114.3
	1.0	25.4	49.8	76.2	1.53	9.0	152.4	127.0
	1.5	38.1	49.8	79.2	1.59	9.7	177.8	139.7
	2.0	50.8	49.8	81.0	1.63	10.4	203.2	152.4
	2.5	63.5	49.8	82.2	1.65	11.1	228.6	165.1
	3.0	76.2	49.8	83.0	1.67	11.8	254.0	177.8
	3.5	88.9	49.8	83.7	1.68	12.5	279.4	190.5
	4.0	101.6	49.8	84.1	1.69	13.2	304.8	203.2
	4.5	114.3	49.8	84.5	1.70	13.9	330.2	215.9
	5.0	127.0	49.8	84.8	1.70	14.6	355.6	228.6
	5.5	139.7	49.8	85.1	1.71	15.3	381.0	241.3
6.0	152.4	49.8	85.3	1.71	16.0	406.4	254.0	
DNB7500-	0.5 ※	12.7	75.4	91.2	1.21	19.4	180.4	167.7
	1.0 ※	25.4	75.4	100.5	1.33	20.5	205.8	180.4
	1.5 ※	38.1	75.4	106.5	1.41	21.7	231.2	193.1
	2.0 ※	50.8	75.4	110.8	1.47	22.8	256.6	205.8
	2.5 ※	63.5	75.4	111.5	1.48	23.6	282.0	218.5
	3.0 ※	76.2	75.4	112.4	1.49	24.5	307.4	231.2
	3.5 ※	88.9	75.4	112.5	1.49	25.2	332.8	243.9
	4.0 ※	101.6	75.4	113.6	1.51	26.2	358.2	256.6
	4.5 ※	114.3	75.4	114.7	1.52	27.2	383.6	269.3
	5.0 ※	127.0	75.4	115.8	1.54	28.3	409.0	282.0
	5.5 ※	139.7	75.4	116.6	1.55	29.3	434.4	294.7
6.0 ※	152.4	75.4	117.4	1.56	30.4	459.8	307.4	

※made to order

Showing the figures at initial charging pressure 15MPa at 20°C.

mm	Cylinder base mm
K = 25	
D = 50	
J = 2	
Z = 17.5	
<hr/>	
K = 36	
D = 75	
J = 2.5	
Z = 21	
<hr/>	
K = 50	
D = 95	
J = 2.5	
Z = 24	
<hr/>	
K = 65	
D = 120	
J = 2.5	
Z = 25.5	
<hr/>	
K = 80	
D = 150	
J = 2.5	
Z = 27.5	

Dimensions



⚠ Tips for stroke selection

Use gas spring stroke as long as possible to ensure optimal performance of lubrication inside the cylinder.

※ In regard to the other strokes that are not shown in this catalogue,
 DNB0750: Stroke from 6.5 inch to 8.0 inch
 DNB1500, 3000, 5000, 7500: Stroke from 6.5 inch to 10.0 inch by every 0.5" are also available for made-to-order. Ask Pascal for the dimensions of each stroke.