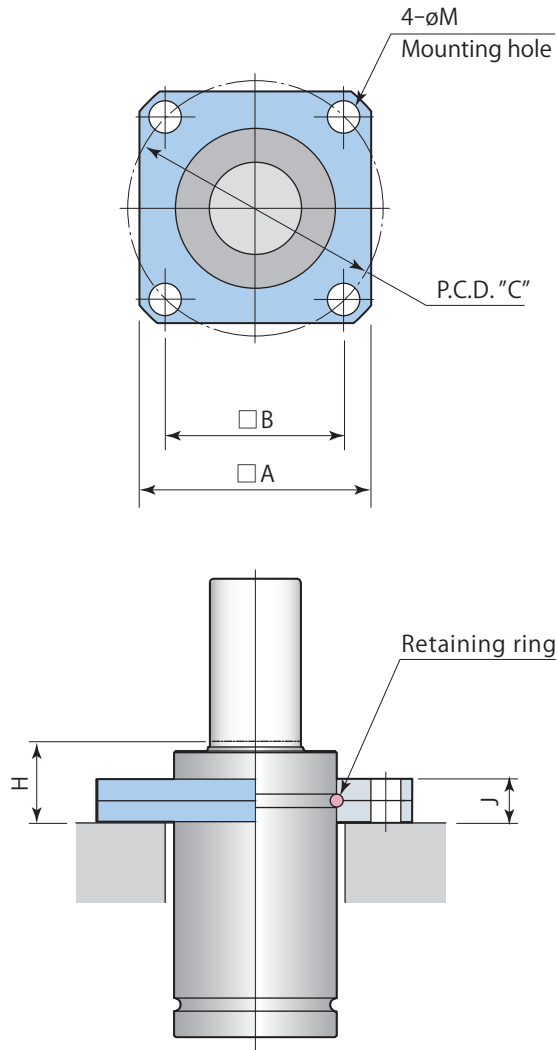


Note: Fc flanges are designed with sufficient strength to accommodate the loading.
(The flange should support the load by its full mounting face, and should be mounted by 4 screws.)

Gas spring model	Flange model	B mm	C mm	D mm	H mm	J mm	M mm	Mass kg
DNK0350	DJF032-FC	35	49.5	60	17	9	6.8	0.13
DNK0500	DJF038-FC	40	56.5	68	17	9	6.8	0.17
DNK0750	DJF045-FC	50	70.7	86	22	13	9	0.40
DNK1000	DJF050-FC	56.5	80	95	22	13	9	0.50
DNK1500	DJF063-FC	73.5	104	122	27	16	11	1.03
DNK2400	DJF075-FC	73.5	104	122	29	16	11	0.88
DNK4200	DJF095-FC	92	130	150	33	18	14	1.44
DNK6600	DJF120-FC	109.5	155	175	36	21	14	2.03
DNK9500	※ DJF150-FC	138	195	220	41	27	18	4.13

※ made to order

Flange mounting screws are not furnished.



Note: Fs flanges are designed with sufficient strength to accommodate the loading.
(The flange should support the load by its full mounting face, and should be mounted by 4 screws.)

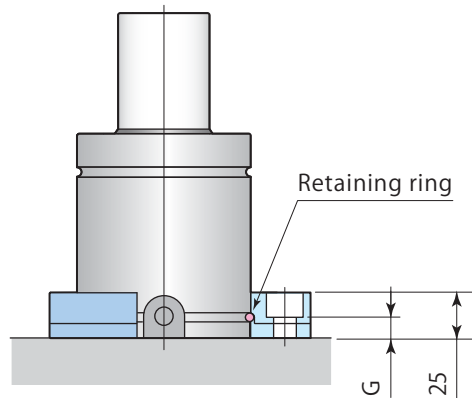
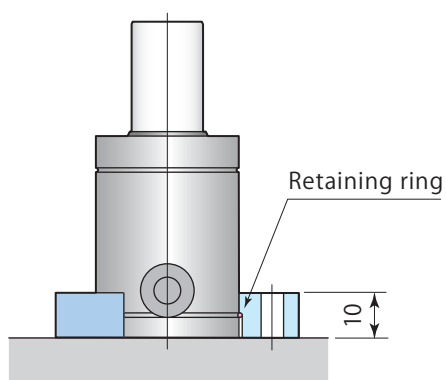
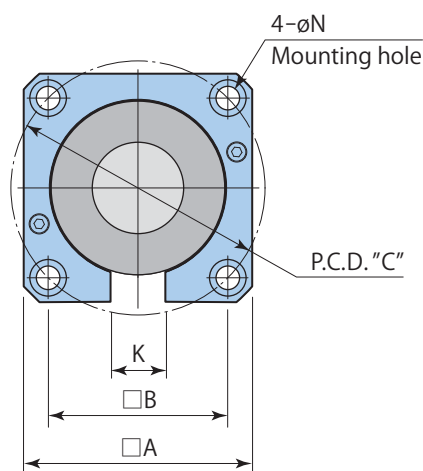
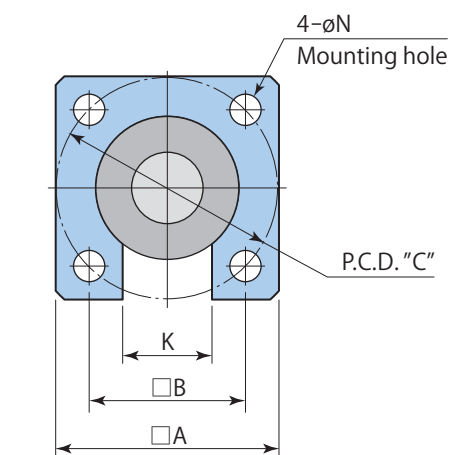
Gas spring model	Flange model	A mm	B mm	C mm	H mm	J mm	M mm	Mass kg
DNK0350	DJF032-FS	45	35	49.5	17	9	6.8	0.10
DNK0500	DJF038-FS	52	40	56.5	17	9	6.8	0.12
DNK0750	DJF045-FS	64	50	70.7	22	13	9	0.25
DNK1000	DJF050-FS	70	56.5	80	22	13	9	0.30
DNK1500	DJF063-FS	90	73.5	104	27	16	11	0.60
DNK2400	DJF075-FS	90	73.5	104	29	16	11	0.44
DNK4200	DJF095-FS	110	92	130	33	18	14	0.65
DNK6600	DJF120-FS	130	109.5	155	36	21	14	0.85
DNK9500	※ DJF150-FS	162	138	195	41	27	18	1.60

※ made to order

Flange mounting screws are not furnished.

DNK0350
DNK0500
DNK0750

DNK1000 DNK4200
DNK1500 DNK6600
DNK2400 DNK9500

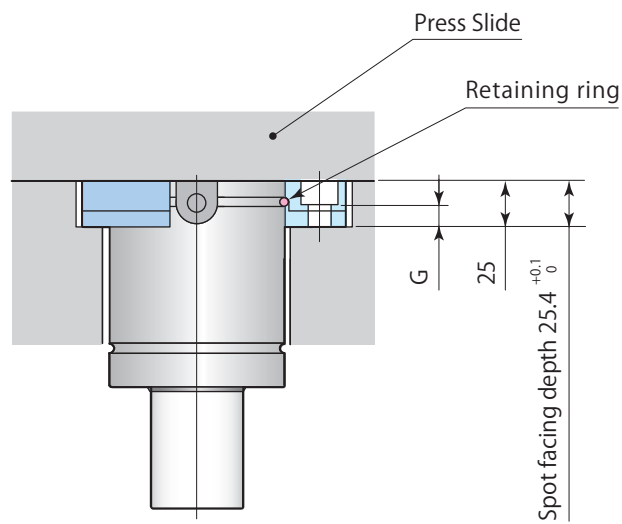
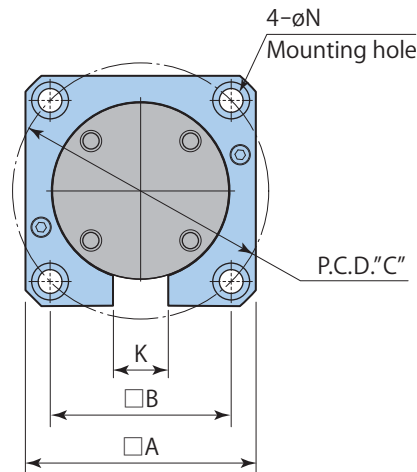


Note: The cylinder should be backed up fully at the bottom face.

Gas spring model	Flange model	A mm	B mm	C mm	G mm	K mm	N mm	Mass kg
DNK0350	DJF032-BU	50	35	49.5	—	20	6.8	0.11
DNK0500	DJF038-BU	55	40	56.5	—	25	6.8	0.12
DNK0750	DJF045-BU	70	50	70.7	—	25	9	0.21
DNK1000	DJF050-BU	75	53.9	76.2	14.5	30	11	0.50
DNK1500	DJF063-BU	100	73.5	104	14.5	30	11	1.10
DNK2400	DJF075-BU	100	76.2	107.8	12.5	30	14	0.81
DNK4200	DJF095-BU	125	98.3	139	12.5	30	14	1.40
DNK6600	DJF120-BU	140	114.3	161.6	12.5	30	14	1.40
DNK9500	※ DJF150-BU	175	139.7	197.6	8.5	30	18	2.10

※ made to order

Flange mounting screws are not furnished.



Note: The cylinder should be backed up fully at the bottom face.

Gas spring model	Flange model	A mm	B mm	C mm	G mm	K mm	N mm	Mass kg
DNK1000	DJF050-BL	75	53.9	76.2	14.5	30	11	0.50
DNK1500	DJF063-BL	100	73.5	104	14.5	30	11	1.10
DNK2400	DJF075-BL	100	76.2	107.8	12.5	30	14	0.81
DNK4200	DJF095-BL	125	98.3	139	12.5	30	14	1.40
DNK6600	DJF120-BL	140	114.3	161.6	12.5	30	14	1.40
DNK9500	※ DJF150-BL	175	139.7	197.6	8.5	30	18	2.10

※ made to order

Flange mounting screws are not furnished.