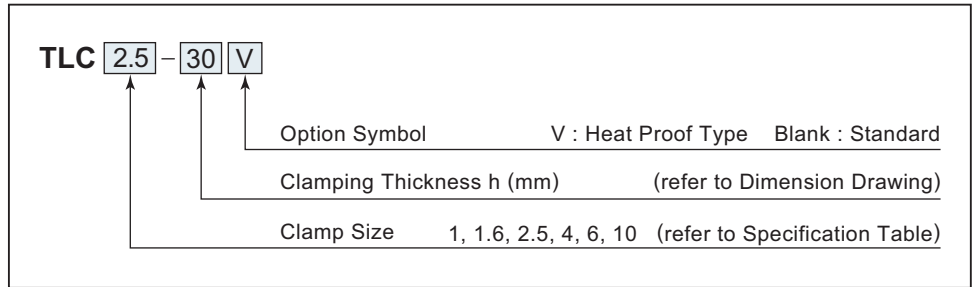




Class Designation

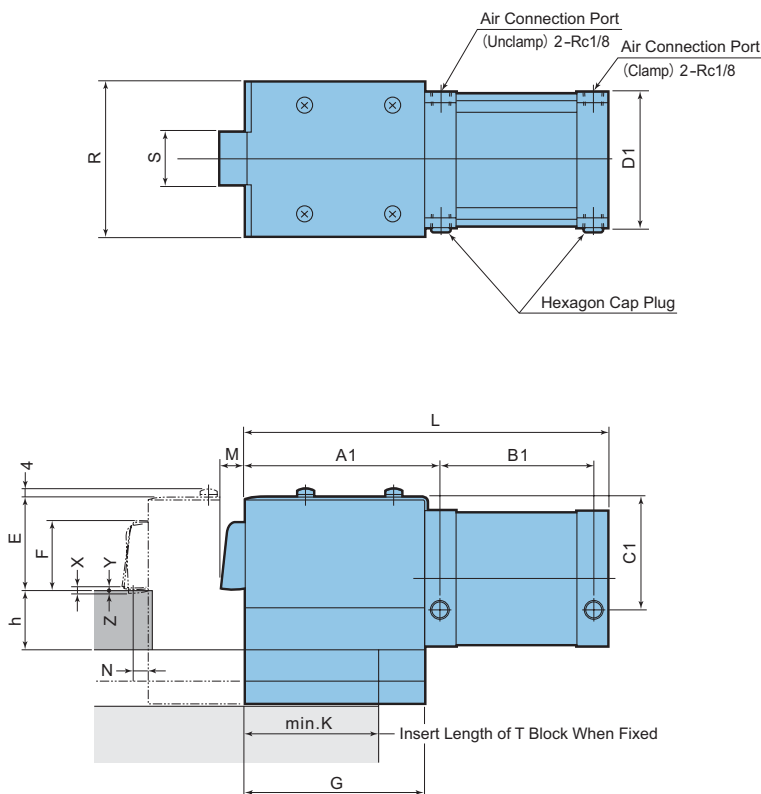


Specifications (Other specifications than specified here are same with TLA)

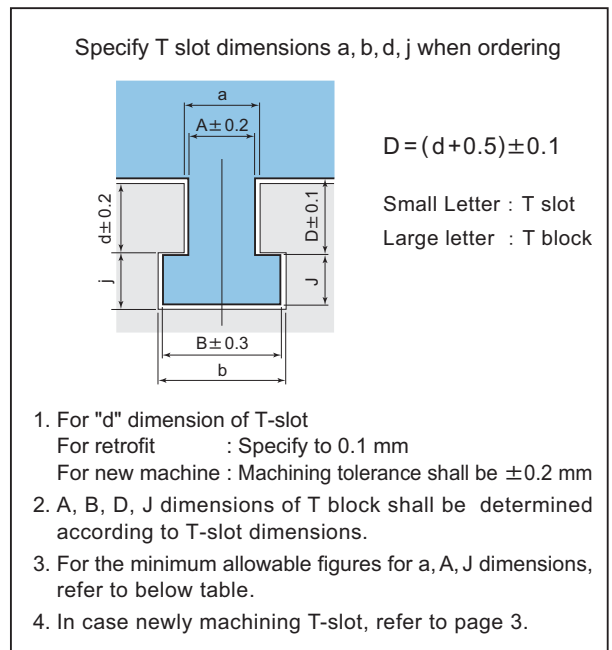
MODEL	TLC1	TLC1.6	TLC2.5	TLC4	TLC6	TLC10
Full Stroke : X (mm)	3.0	3.0	3.0	3.8	3.8	4.2
Clamp Stroke : Y (mm)	1.0	1.0	1.0	1.2	1.2	1.2
Safety Stroke : Z (mm)	2.0	2.0	2.0	2.6	2.6	3.0
Working Ambient Temperature (°C)	0 ~ 70 (5 ~ 120 with heat proof type)					
Mass ※ (kg)	2.4	3.3	4.4	8.2	13.6	25.9

※ Varies according to the T block dimension.

Dimensions



T slot and T block Dimension



Remarks

- Tolerance of h (clamp thickness) should be ± 0.3 mm.
- Hexagon cap plug shall be provided for 2 air connection ports out of 4.
- Speed controller is not necessary for air pressure circuit.

Dimension Table

(mm)

MODEL	A1	B1	C1	D1	E	F	G	min.h	min.K	L	M	N	R	S	min.a	min.A	min.j
TLC 1	86	72	46	50	44	28	78	20	65	166	12	7	54	16	10	9	8
TLC 1.6	89	77	49	60	44	30.5	81	25	68	174	12	7	68	22	12	11	9
TLC 2.5	99	80	58	70	49	36	91	30	73	187	13	7.5	80	27	14	13	11
TLC 4	118.5	90.5	71	90	72	55.5	110.5	30	83	217	16	9	100	35	16	15	13
TLC 6	133.5	96.5	91	110	87	70	125.5	35	92	238	18	10	120	45	20	18.5	15
TLC 10	159	113	103	135	107	87	150	40	112	280	22	11.5	146	55	23	21.5	17