

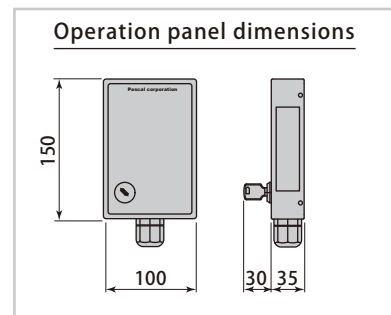
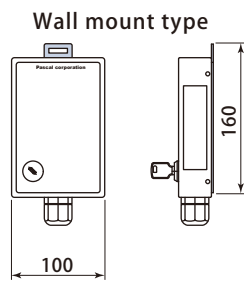
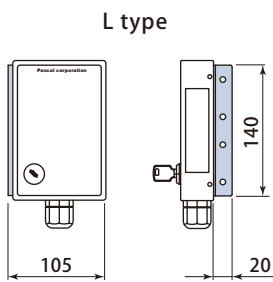
[For vertical and horizontal loading]




User friendly control panels with compact body and clear indication.
It can be installed to die-casting machine or wall utilizing the rear tap hole.
(M4 bolts × 4 accessories)

Model	ESTE-D	
Loading direction	Vertical and horizontal loading	
Weight	kg	0.6

Mounting bracket

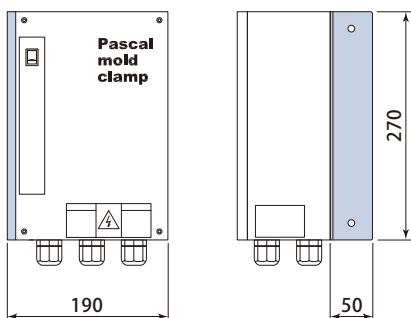




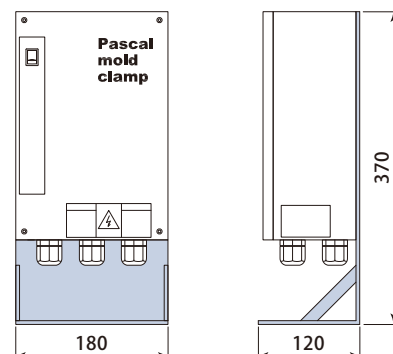
Model		ECTE-D
Weight	kg	4

Mounting bracket

L type



Self-standing type



Interlock

The following interlock is incorporated into the electric control circuit for hydraulic clamp, so the die changing operation can be performed safely.

- The operation of hydraulic and air clamp is feasible only when all of conditions ①~⑥ shown below have become complete at time of die changing.

Hydraulic clamp : ①Die change mode

Die-casting machine : ②Set-up (or manual) mode, ③Nozzle retracted, ④Ejector retracted,
⑤Platen closed-end, ⑥Safety door closed

The condition of die-casting machine for ②, ③ and ⑤ can be confirmed with LED lamp on operation panel.