


## Three piece full bore cylinder

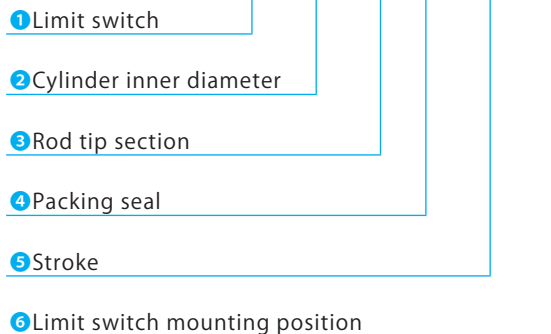
# 1.5 times larger of pull out force

(Compared with standard type of cylinder)



## Model designation

Model designation **KF S 080 S N 150 L**



Specifications	
Maximum allowable working pressure	16 MPa
Proof pressure	24 MPa
Operating temperature range	Standard 0~70°C
	Thermal resistant specification 5~120°C *1
Cushion	None
Fluid used	General mineral based hydraulic oil (ISO-VG32 equivalent) Water glycol system working oil *2

\*1: The heatproof temperature is limited according to the specification of limit switch.

\*2: Set the temperature range as 0-70°C when using water glycol hydraulic oil.

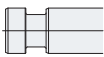

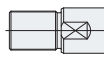
### 1 Limit switch (Refer to page 2)

Symbol	L	B	S	C
Limit switch	Without limit switch	B-type switch	S-type switch	C-type switch

### 2 Cylinder inner diameter

Symbol	050	063	080	100	125
Cylinder inner diameter (mm)	ø50	ø63	ø80	ø100	ø125

### 3 Rod tip section

Symbol	S	F	M
Rod tip section	Stepped (standard) 	Female thread 	Male thread 

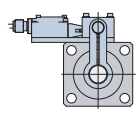
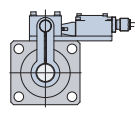
### 4 Packing seal

Symbol	N	V
Packing Material	NBR (Standard) Operating temperature: 0~70°C	Fluorocarbon (Thermal resistant specification) Operating temperature: 5~120°C

### 5 Stroke (The allowable stroke varies according to the inner diameter of cylinder. Refer to each page of cylinder for details.)

Symbol	010	015	020	025	050	065	080	100	125	150	200
Stroke (mm)	10	15	20	25	50	65	80	100	125	150	200

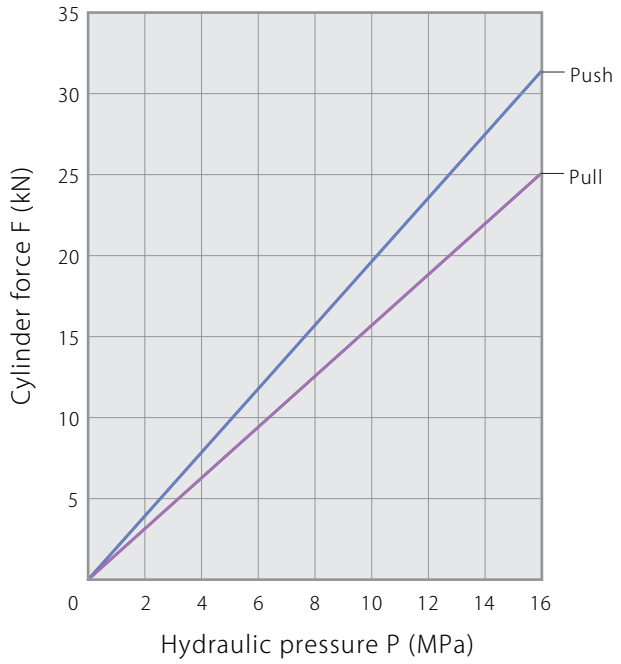
### 6 Limit switch mounting position (S-type switch, C-type switch only)

Symbol	L	R
Limit switch mounting position	Left 	Right 

# Performance diagram

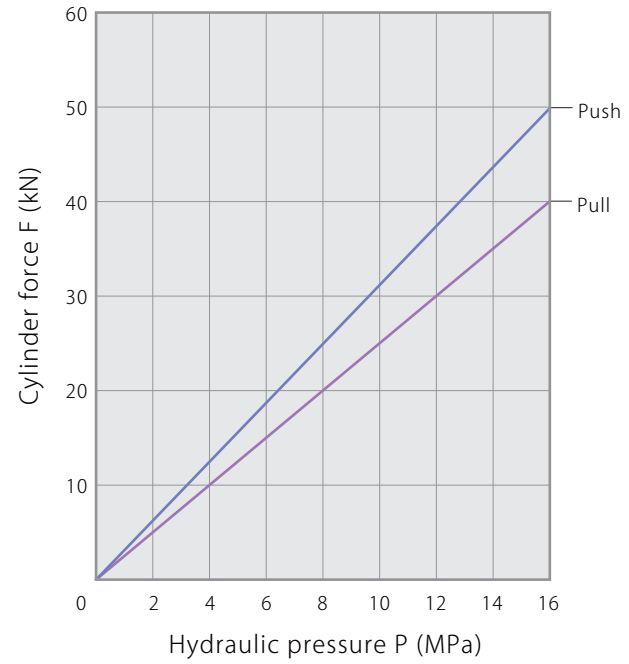
**KF□050**

$F(\text{Push}) = 1.963 \times P$   
 $F(\text{Pull}) = 1.569 \times P$



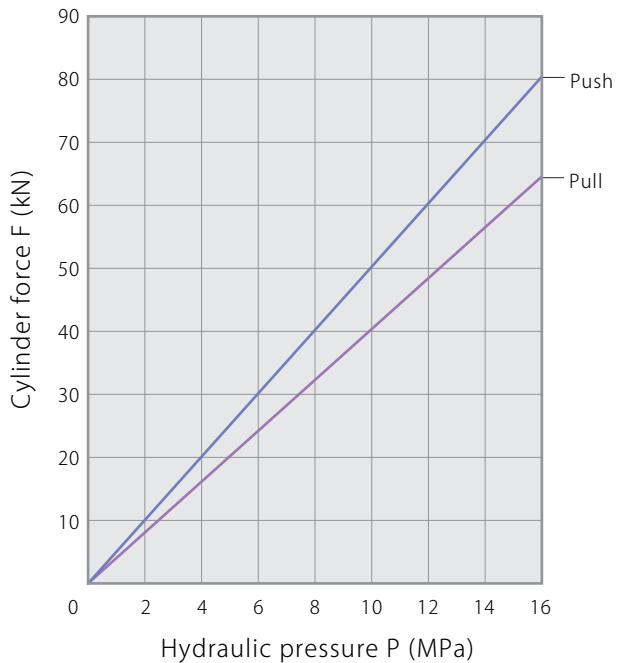
**KF□063**

$F(\text{Push}) = 3.117 \times P$   
 $F(\text{Pull}) = 2.501 \times P$



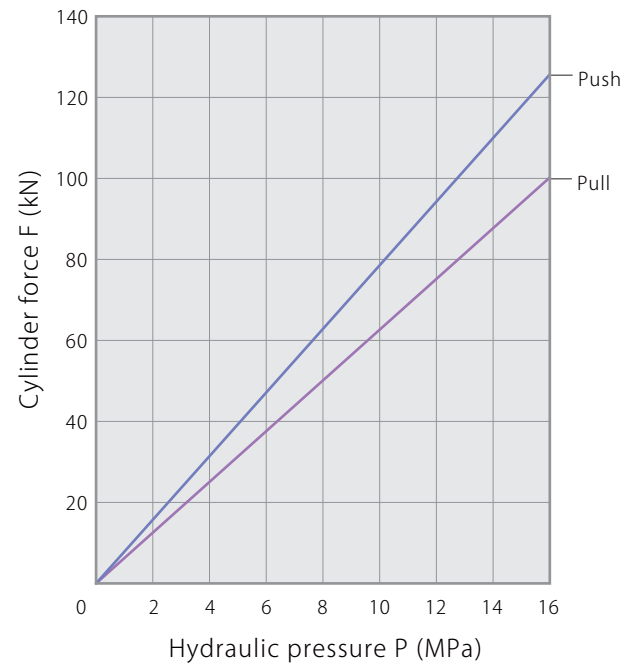
**KF□080**

$F(\text{Push}) = 5.027 \times P$   
 $F(\text{Pull}) = 4.037 \times P$



**KF□100**

$F(\text{Push}) = 7.854 \times P$   
 $F(\text{Pull}) = 6.264 \times P$



# Performance diagram

**KF□125**

$$F (\text{Push}) = 12.272 \times P$$
$$F (\text{Pull}) = 9.809 \times P$$

